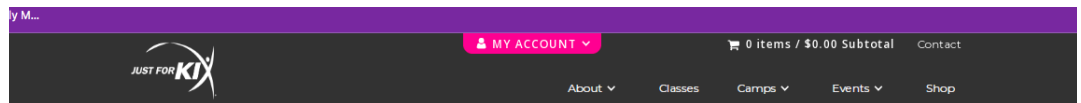
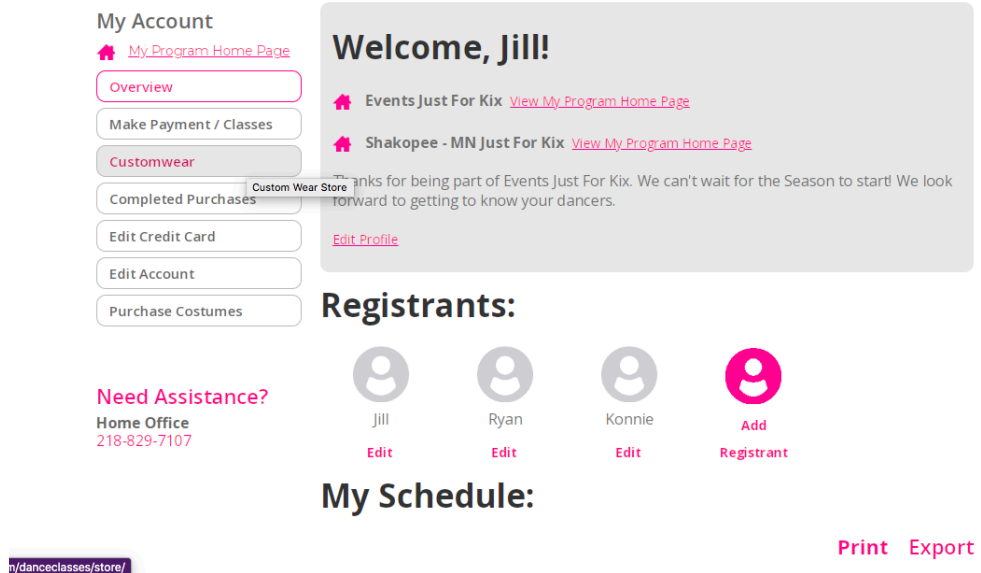


How To Order A Tutu Tot Mat

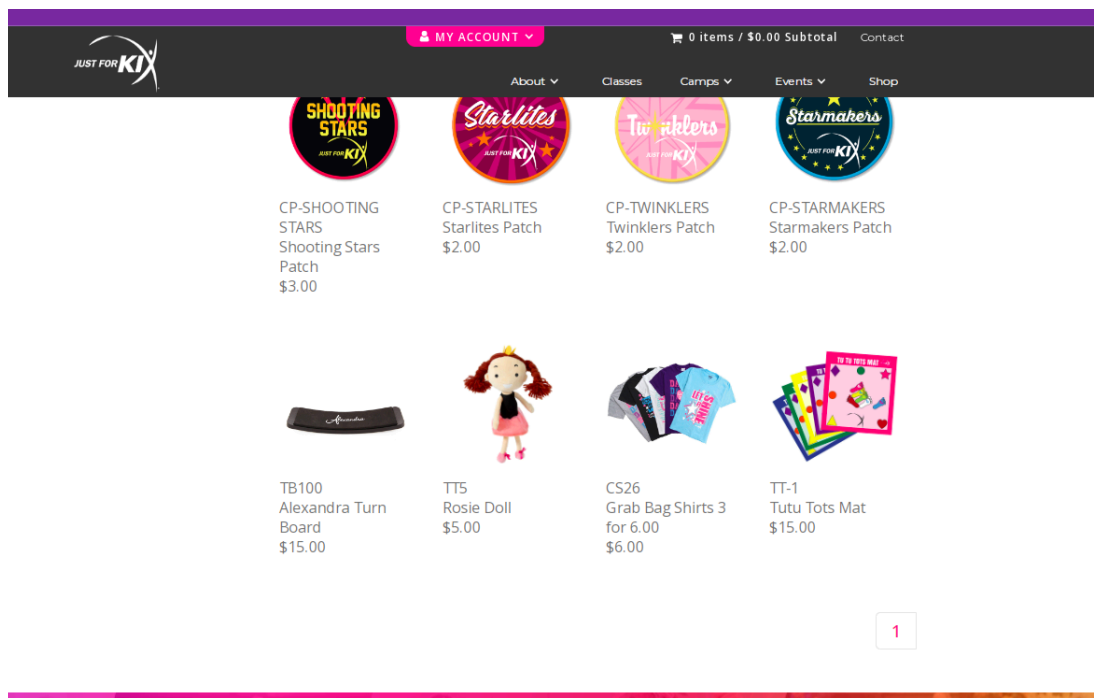
Step 1: Login to your JFK Account



Step 2: Click on the Customwear button the on the Left side (see *where my cursor*)



Step 3: Scroll to the bottom of the page and select the Tutu Tot Mat



How To Order A Tutu Tot Mat

Step 4: Pick the color mat that your little one would like, then add to your cart!

JUST FOR KIX

MY ACCOUNT

0 items / \$0.00 Subtotal

Contact

About

Classes

Camps

Events

Shop

My Account

Overview

Make Payment / Classes

Customwear

Completed Purchases


Edit Credit Card

Edit Account

Purchase Costumes

Jill Petersen

<< GO BACK



Tutu Tots Mat

TT-1

Tutu Tots Mat

\$15.00

Size:

✓ Pink

Blue

Purple

Green

Yellow

Quantity:

1

Description

FOR PARENTS

Cindy Clough, founder of Just For Kix, created the Tutu Tot mat. She was teaching children how to place their feet in ballet positions and thought..."I wish I had foot prints of where they should place their feet."

Thus the idea was born. It not only helps children learn the ballet positions, but teaches colors and shapes as well. It is a great teaching tool during class.

It can also be used for at home practice and play. The inexpensive mat can be rolled and tied with a hair binder or ribbon to transport.

If you still have questions about how to order, please call!
Jill Petersen 507-766-0612