




2015-2016 PERFORMANCE REQUIREMENTS FOR UNIFORM & HAIR

- Please refer to this list for all performances. **LABEL ALL UNIFORMS AND SHOES!!!**
- Your dancer should have ALL items listed (purchased from Just For Kix only) unless indicated “from home”.
- **Jr/Sr Kix** - Parents must add rhinestones to the bodice of the leotard. A video link will be provided on how/ where to place rhinestones. An email will be sent when video is listed.
- **All uniforms with leggings** - You are responsible to hem leggings so that they don't touch the floor.
- **All uniforms with skirts** - MAKE SURE undies DO NOT SHOW! Buy special undies if needed.
- **Hair How-to Videos** - Video links will be provided on how to do each hairstyle. An email will be sent when video is listed.
- **Jewelry & Nail Polish for Performances** - No jewelry (earrings, necklaces, rings, etc) with the exception of the matching earrings for Jr/Sr Kix & Jr/Sr Jazz. No nail polish except clear polish.
- **Uniforms with SEQUINS** - The sequins on a few of the uniforms are attached with thread and when one pulls they all go. The solution...get “Jewel It” glue or any glue used for rhinestoning and beading. It can be found at Wal-Mart or craft stores. It dries clear. Place glue on high friction areas to stop the running. If you return the uniform for exchange it will not help. All those uniforms have the same fabric and it will unfortunately have the issue with the next one.


JR/SR KIX

UNIFORM PIC	UNI INFO	HAIR INFO	MAKE UP
 <p>Rhinestones added by dancers</p>	<p>leotard (with pink rhinestones added by you) Pink Rhinestones leggings-HEM IF NEEDED pink flower hair clip Earrings black kix shoes</p> <p>Purchase on your own/ use from home: long black socks no-show bra - make sure your bra DOES NOT show</p>	<p>HI BUN - Hair combed straight back and placed in bun, no bangs should be down. Bun should be placed at the top of the back of the head. Use hair gel, hairspray and bobby pins to slick down any “fly aways”.</p> <p>Pink hair flower should be placed at the RIGHT side of the dancer's bun. Secure with bobby pins.</p>	<p>REQUIRED. Mascara, blush, lipstick</p> <p>Dancers must have matching lipstick - L'Oreal Paris Colour Riche in True Red #315. You can purchase at Wal-Mart, Target and other stores that carry L'Oreal Makeup.</p> <p>NOTE: Make sure your bra DOES NOT show. You can use a bra that has clear, elastic straps if desired. You can also use double-sided carpet tape to keep straps from being exposed. And use the double sided carpet tape on the waistline of your pants, if they tend to slip down.</p>


JR/SR JAZZ

UNIFORM PIC	UNI INFO	HAIR INFO	MAKE UP
	<p>Biketard Long lace skirt - make sure to cut off tags Tan tights Tan lyrical shoes Red flower clip Red hair feathers Earrings</p> <p>The red flower should be clipped and safety pinned on the waistband of the dancer's skirt, on the right hip.</p>	<p>HI BUN - Hair combed straight back and placed in bun, no bangs should be down. Bun should be placed at the top of the back of the head. Use hair gel, hairspray and bobby pins to slick down any “fly aways”.</p> <p>Red hair feather should be placed at the RIGHT side of the dancer's bun. Secure with bobby pins.</p>	<p>REQUIRED. Mascara, blush, lipstick</p> <p>Dancers must have matching lipstick - L'Oreal Paris Colour Riche in True Red #315. You can purchase at Wal-Mart, Target and other stores that carry L'Oreal Makeup.</p> <p>NOTE: The Jr/Sr Jazz uniform has a lace back which comes down low on the back. Dancers will be required to wear a racer back (T-shape) style black sports bra. No specific brand is required, but it must be black and have thick straps like this picture:</p> 


MIDDLE KIX

UNIFORM PIC	UNI INFO	HAIR INFO	MAKE UP
 <p>And black leggings.</p>	<p><u>biketard</u> <u>leggings</u>-HEM IF NEEDED <u>red sequin belt</u> <u>red feather hair clip</u> <u>black kix shoes</u></p> <p>Purchase on your own/ use from home: <u>long black socks</u></p> <p><u>BELT</u>-attach with safety pins to the top of the leggings so it stays put while dancing and doesn't ride up the dancer's waist.</p>	<p>HI BUN - Hair combed straight back and placed in bun, no bangs should be down. Bun should be placed at the top of the back of the head. Use hair gel, hairspray and bobby pins to slick down any "fly aways".</p> <p>Red hair feathers should be placed at the RIGHT side of the dancer's bun. Secure with bobby pins.</p>	<p><u>REQUIRED.</u> Mascara, blush, lipstick</p> <p>Dancers must have matching lipstick - L'Oreal Paris Colour Riche in True Red #315. You can purchase at Wal-Mart, Target and other stores that carry L'Oreal Makeup.</p> <p><u>NOTE: Just For Kix recommends a sports style bra for all dancers grades 4-12.</u></p> <p>Use double sided carpet tape on the waistline of your pants, if they tend to slip down.</p>


MINI JAZZ

UNIFORM PIC	UNI INFO	HAIR INFO	MAKE UP
	<p><u>Biketard</u>-sheer fabric drapes across <u>Tan tights</u> <u>Tan lyrical shoes</u> <u>Turquoise & black feather hair clip</u></p> <p>Belt should be tied on dancer's left hip. <u>Secure with safety pin.</u></p>	<p>HI BUN - Hair combed straight back and placed in bun, no bangs should be down. Bun should be placed at the top of the back of the head. Use hair gel, hairspray and bobby pins to slick down any "fly aways".</p> <p>Turquoise hair feathers should be placed at the LEFT side of the dancer's bun (same side as the belt tie). Secure with bobby pins.</p>	<p><u>REQUIRED.</u> Mascara, blush, lipstick</p> <p>Dancers must have matching lipstick - L'Oreal Paris Colour Riche in True Red #315. You can purchase at Wal-Mart, Target and other stores that carry L'Oreal Makeup.</p> <p><u>NOTE: Just For Kix recommends a sports style bra for all dancers grades 4-12.</u></p>


MINI KIX

UNIFORM PIC	UNI INFO	HAIR INFO	MAKE UP
 <p>And black leggings.</p>	<p><u>biketard</u> <u>arm gauntlets</u>-wear the purple gauntlet on the purple side of the biketard (L), silver on silver side(R) <u>leggings</u> - HEM IF NEEDED! <u>silver headband</u> <u>black kix shoes</u></p> <p>Purchase on your own/ use from home: <u>long black socks</u></p>	<p>HI BUN - Hair combed straight back and placed in bun, no bangs should be down. Bun should be placed at the top of the back of the head. Use hair gel, hairspray and bobby pins to slick down any "fly aways".</p> <p>Silver headband should be place about 1" behind dancer's hairline on the forehead. Secure with bobby pins.</p>	<p><u>OPTIONAL.</u> Mascara, blush, lipstick</p> <p>If they wear lipstick, dancers must have matching lipstick - L'Oreal Paris Colour Riche in True Red #315. You can purchase at Wal-Mart, Target and other stores that carry L'Oreal Makeup.</p> <p><u>NOTE: Just For Kix recommends a sports style bra for all dancers grades 4-12.</u></p>


WEE JAZZ

UNIFORM PIC	UNI INFO	HAIR INFO	MAKE UP
	<p><u>Leotard/skirt</u> <u>Tan tights</u> <u>Tan lyrical shoes</u> <u>2 rhinestone barrettes</u></p> <p>BE SURE to pin the closure hook at the back of the neck with a safety pin. It may not stay hooked otherwise and we don't want a dancer's top to fall down while dancing.</p> <p>Purchase on your own/use from home: NO SHOW UNDIES! - Test out the uniform and MAKE SURE your undies do not show while dancing!</p>	<p>HI BUN - Hair combed straight back and placed in bun, no bangs should be down. Bun should be placed at the top of the back of the head. Use hair gel, hairspray and bobby pins to slick down any "fly aways".</p> <p>Rhinestone barrettes should be placed halfway between the dancer's temple and bun, one on each side. Secure with bobby pins.</p>	<p>OPTIONAL. Mascara, blush, lipstick</p> <p>If they wear lipstick, dancers must have matching lipstick - L'Oreal Paris Colour Riche in True Red #315. You can purchase at Wal-Mart, Target and other stores that carry L'Oreal Makeup.</p>


WEE KIX

UNIFORM PIC	UNI INFO	HAIR INFO	MAKE UP
	<p><u>Leotard/skirt</u> <u>Tan tights</u> <u>White feather hair clip</u> <u>Tan Kix shoes</u></p> <p>Purchase on your own/use from home: NO SHOW UNDIES! - Test out the uniform and MAKE SURE your undies do not show while dancing!</p>	<p>HI BUN - Hair combed straight back and placed in bun, no bangs should be down. Bun should be placed at the top of the back of the head. Use hair gel, hairspray and bobby pins to slick down any "fly aways".</p> <p>White hair feathers should be placed at the RIGHT side of the dancer's bun. Secure with bobby pins.</p>	<p>OPTIONAL. Mascara, blush, lipstick</p> <p>If they wear lipstick, dancers must have matching lipstick - L'Oreal Paris Colour Riche in True Red #315. You can purchase at Wal-Mart, Target and other stores that carry L'Oreal Makeup.</p>



WEE PETITES 1

UNIFORM PIC	UNI INFO	HAIR INFO	MAKE UP
	<p><u>Leotard/skirt</u> <u>Tan tights</u> <u>White anklets</u> <u>Hair barrette</u> <u>black ballet shoes</u></p> <p>Purchase on your own/use from home: NO SHOW UNDIES! - Test out the uniform and MAKE SURE your undies do not show while dancing!</p>	<p>HI BUN - Hair combed straight back and placed in bun, no bangs should be down. Bun should be placed at the top of the back of the head. Use hair gel, hairspray and bobby pins to slick down any "fly aways".</p> <p><u>Hair piece</u> - FLUFF the tulle. Barrette should be placed at the LEFT side of the dancer's bun (same side as the shoulder strap with the tulle on it). Secure with bobby pins.</p>	<p>OPTIONAL. Mascara, blush, lipstick</p> <p>If they wear lipstick, dancers must have matching lipstick - L'Oreal Paris Colour Riche in True Red #315. You can purchase at Wal-Mart, Target and other stores that carry L'Oreal Makeup.</p>



WEE PETITES K

UNIFORM PIC	UNI INFO	HAIR INFO	MAKE UP
	<p><u>Leotard/skirt</u> <u>Black tights</u> <u>Black hair flower</u> <u>black ballet shoes</u></p> <p>Purchase on your own/use from home: NO SHOW UNDIES! - Test out the uniform and MAKE SURE your undies do not show while dancing!</p>	<p>HI BUN - Hair combed straight back and placed in bun, no bangs should be down. Bun should be placed at the top of the back of the head. Use hair gel, hairspray and bobby pins to slick down any “fly aways”.</p> <p>Black hair flower should be placed at the RIGHT side of the dancer’s bun. Secure with bobby pins.</p>	<p>OPTIONAL. Mascara, blush, lipstick</p> <p>If they wear lipstick, dancers must have matching lipstick - L’Oreal Paris Colour Riche in True Red #315. You can purchase at Wal-Mart, Target and other stores that carry L’Oreal Makeup.</p>


PRE-PETITES

UNIFORM PIC	UNI INFO	HAIR INFO	MAKE UP
	<p><u>Leotard/skirt</u> <u>Tan tights</u> <u>White anklets</u> <u>Hair poof barrette</u> <u>black ballet shoes</u></p> <p>Purchase on your own/use from home: NO SHOW UNDIES! - Test out the uniform and MAKE SURE your undies do not show while dancing!</p>	<p>Ringlet curls, top half pulled into half-pony (NO BANGS-all pulled back), back of hair down.</p> <p>Poof barrette IN FRONT of the half-pony, so it’s centered on the head, on top of the half pony.</p> 	<p>OPTIONAL. Mascara, blush, lipstick</p> <p>If they wear lipstick, dancers must have matching lipstick - L’Oreal Paris Colour Riche in True Red #315. You can purchase at Wal-Mart, Target and other stores that carry L’Oreal Makeup.</p>

TINY KIX

UNIFORM PIC	UNI INFO	HAIR INFO	MAKE UP
	<p><u>Leotard/skirt</u> <u>Tan tights</u> <u>White anklets</u> <u>Silver headband with blue flower barrette attached</u> <u>black ballet shoes</u></p> <p>Purchase on your own/use from home: NO SHOW UNDIES! - Test out the uniform and MAKE SURE your undies do not show while dancing!</p>	<p>Ringlet curls, top half pulled into half-pony (NO BANGS-all pulled back), back of hair down.</p> <p>Silver headband should be place about 1" behind dancer's hairline on the forehead, flower on RIGHT side. Secure with bobby pins.</p> 	<p>OPTIONAL. Mascara, blush, lipstick</p> <p>If they wear lipstick, dancers must have matching lipstick - L'Oreal Paris Colour Riche in True Red #315. You can purchase at Wal-Mart, Target and other stores that carry L'Oreal Makeup.</p>

ELEMENTARY TAP & HIGH SCHOOL TAP

UNIFORM PIC	UNI INFO	HAIR INFO	MAKE UP
 <p>Add black leggings and black socks.</p>	<p><u>Red JFK t-shirt</u> <u>Black tap shoes</u> <u>Red Sequin Hairbinder</u></p> <p>Purchase on your own/use from home: <u>Black leggings</u>-dancers can use leggings from Kix classes, or use leggings from home. <u>long black socks</u></p>	<p>HI BUN - Hair combed straight back and placed in bun, no bangs should be down. Bun should be placed at the top of the back of the head. Use hair gel, hairspray and bobby pins to slick down any "fly aways".</p> <p>Red hairbinder should be placed around bun.</p>	<p>REQUIRED.- for High School Tap OPTIONAL.- for Elementary Tap</p> <p>Mascara, blush, lipstick</p> <p>If they wear lipstick, dancers must have matching lipstick - L'Oreal Paris Colour Riche in True Red #315. You can purchase at Wal-Mart, Target and other stores that carry L'Oreal Makeup.</p>