

Just For Kix Uniforms - Refund & Exchange Form

Return / Exchange Policy: We ask that students try on their uniform upon receipt. If you are unhappy with your uniform or need a different size simply follow the steps and complete the forms below and send it back within 10 days. Only uniforms that have not been worn and are not damaged, stained or used will be exchanged or refunded. Tights, undergarments and hair pieces may not be exchanged after they have been removed from the packaging. Helpful notes:

- **Uniform exchanges and refunds must be sent in by the parent for faster processing.**
- Any issues or discrepancies with your order should be reported to our Uniform Department (jane@justforkix.com) within 30 days of receipt.
- Allow 2-3 weeks for exchanges of in stock items, and 4-6 weeks for back ordered pieces.
- For faster processing, order new pieces online first in your student account and send in pieces for refund after.
- All exchanges will be shipped to your Director.
- Please be sure to keep your tracking number when you send back your package to ensure it is received by the Just For Kix Home Office.
- If you need expedited shipping (additional charges may apply) contact the home office directly: 218-829-7107

STEP 1:

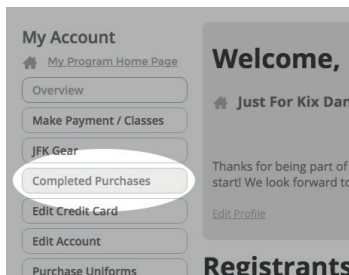
Dancers Name: _____
Program / City / State: _____
Parent Name: _____
Day Time Phone: _____
Email Address: _____

STEP 2:

Log into dance classes account by going to www.justforkix.com/danceclasses

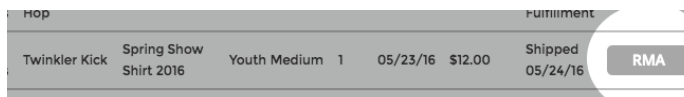
STEP 3:

Click completed purchases on the left navigation and scroll to bottom of page that says My Uniform Purchases.



STEP 4:

Find the item that you want to return and click the RMA Button



STEP 8:

Please send return back to the address below

Just For Kix
Attn: Uniform Dept
7842 College Road
Baxter, MN 56425


STEP 5:

Select items to exchange or refund and fill out the quantity being returned. any replacement sizes and the reason for the return.

ITEM	ACTION	QTY	REPLACEMENT	REASON
Spring Show Shirt 16 S516-YL	<input checked="" type="checkbox"/> Exchange <input type="checkbox"/> Refund	1 of 1	-select-	-select-
Spring Show Shirt 16 S516-YM	<input type="checkbox"/> (none)	1 of 1	-select-	-select-

STEP 6:

Submit the Request and look for the RMA Number on the top of the next screen.



STEP 7:

Write down the RMA number below.

RMA NUMBER

